



Green Mountain Quilters Guild

“MOUNTAIN PIECERS”

Spring 2026 Newsletter



President's Message

Spring is here! As much as there is to enjoy about Winter, it is always so nice to have the days lengthen, the temperature start to rise, and to see the green begin to show again after so much grey and snow and cold. I often wonder what it is like to live in a place without such a marked change in seasons; I'm sure I would miss it.

Now it is time for spring cleaning, garden design/planting, and summer vacation plans. I know my house needs a good airing out, I leave the garden design/planting to my moms, and Summer is already shaping up with lots of fun quilting stuff; there's the Vermont Quilt Show in June and the show at Billings Farm in July (GMQG will be set up with a display/guild info on the 18th) just for starters.

As always, I look forward to hearing about everything that has happened since our last meeting. Did you go to any quilt shows, take part in a shop hop, go to a retreat, or take a class? Maybe you got a chance to dust off some UFOs and finish them. So far this year, I have attended QuiltCon in Raleigh, NC and by the time of our meeting, I will also have attended a 3-day retreat with the Dog River Quilters at Seyon Lodge and a daytime retreat put on by the Vermont Modern Quilters Guild!

See you soon!

Denisonde (Soni) Johnson, President





Green Mountain Quilters Guild
Spring Meeting Agenda
Saturday, May 9, 2026
Our Lady of the Angels Catholic Church, Randolph, VT

9:00 am	Doors open, refreshments set up*, drop off donations for quilter's auction, sign up for Show and Tell, enter drawings/raffles
9:30 am	<p>Business Meeting, Soni Johnson presiding</p> <ul style="list-style-type: none"> • Announcements • Calling of the Guilds • Recognition of members who have passed away • Introduction of GMQG board members • Corresponding Secretary/Webmaster's report – Sandy Wilmot • Treasurer's report – Robin Mascitti • Membership Chair report & introductions of new members – Ginny Poplawski • Discussion (and possible vote) – Spending money on speakers/demos and what would members like to see?
10:15 am	Discussion Concerning GMQG Day at Billings Farm (July 18th) – Soni Johnson and Marianne Kotch
10:30 am	Historical Work Presents Its Challenges – Marianne Kotch
10:45 am	Morning Speaker (TBD)
11:30 am	Show & Tell – Soni Johnson
12:30 pm	Have lunch, visit with friends, vote for show and tell favorites, shop the book table, check out the vendor tables, and it's the last chance to bid on Quilters' Auction.
1:15 pm	Awards – Show & Tell Prizes, Door Prize, Raffle Block Drawing, Quilter's Auction Drawings
2:30 pm	Goodbye and Clean Up

Remember to Bring:

- **Nametag** (if you have one)
- ***Refreshments** – please bring something for the refreshment table to share with other members. Make sure to include the original packaging and/or an ingredient list highlighting any known allergens (gluten, nuts, dairy, lactose/milk, etc.)
- **Coffee/Water and Lunch**
- **Show & Tell Items**
- **Small quilts to show/sell at Billings**
- **Donations for the Quilter's Auction**
- **Cash for shopping!**

It's time for the Quilters Auction!

Spring is here, and it is time to throw open the windows, let in some fresh air, and get to work cleaning up your sewing space! Gather up anything you no longer need, or will not use, and bring it to the May meeting for the Quilters Auction. The auction works as follows:


- Anyone can donate items to the auction. If your home contains a smoker, please give your items a good airing out before bringing them in.
- While the focus is primarily on quilting-related items (fabric, thread, notions, rulers, patterns, templates, etc.) other items are also welcome - feel free to donate yarn, embellishments, baskets, bags, plants, etc. - it will all find a home.
- Please arrive early to the meeting to drop off donations. Alternatively, you can contact a GMQG board member in advance and arrange to hand off your items prior to the meeting.
- Donations will be set up for display before the meeting starts. Donations may be split up or combined with other donated items as seems appropriate.
- Tickets for the auction will be sold before and during the meeting – \$10 for a card of 21 tickets. Each auction lot will have a paper bag near it for you to place your “bids” (tickets). The more tickets you enter, the better your odds of winning.
- The drawing will take place at the end of the meeting. Don't worry if you need to leave early, you can always ask a friend to hold your tickets and collect your prizes for you!

Denisonde (Soni) Johnson, President



Book Sale

If you have any quilting books just taking up space and gathering dust, and you are looking for a quick and easy way to be rid of them, bring them to the meeting and donate them to the guild! We'll put them on the book table and see if they can find new homes.



Books will be sold for \$1 each, with the proceeds going to the guild.

Any books remaining on the table at the end of the meeting will be packed up and donated.



Historical Work Presents Its Challenges

As guild historian, I am charged with preserving the records of the guild. A year or so ago, I picked up several tubs, bags, and notebooks from former Historian Robin Gurney. Thanks to Robin's care and hard work, our records are in pretty good order and reflect nearly 40 years of quilt making. Anyone who has been quilting over those years will be familiar with the innovations in and the broadening of our art.

I have slowly been going through the totes and notebooks, sifting out duplicates, and arranging them in a way that roughly coincides with the arrangement of the Vermont Historical Society (VHS) library's manuscript collection which also contains the records of the Vermont Quilt Festival. As I work, I am making notes for future guild historians to follow based on my training in library science and the ten years I volunteered at VHS. This project has involved taking documents out of notebooks and non-archival plastic sheet protectors in order to foster their preservation. When VHS receives our files, the staff there will index them and put them into acid free files and containers. After indexing, our records will be made available to anyone who has an interest in quilt research.

As I go through the files, interesting tidbits keep appearing, and I am currently most excited about the guild's celebration of its ten-year anniversary in 1989. Not a lot was written about what the guild did that year, but I did find a photo of a delicious looking birthday cake. I also found a sweet little cookbook that was compiled. I will copy some of the recipes and put them in a paper bag for anyone who wishes to draw from and bring to the fall meeting.

I also found the pattern for a quilt block designed especially for the ten-year anniversary. Perhaps we can make that block our raffle block for the fall meeting? I have tried making it once but think I can apply some newer techniques to make it come out better. It's a little difficult – but therein may lie the challenge. Stay tuned!

Marianne Kotch, Guild Historian



GMQG Membership at the New England Quilt Museum



These are the benefits of our membership at the New England Quilt Museum:

- Eight complimentary admissions are stored electronically at the admissions desk for your guild.
- Guild name listed on the NEQM website with an active link to your guild website or FaceBook page.
- Invitations to exclusive events like "Meet the Teachers" for your guild's program chair.
- Eligible for quilt entry in the NEQM biennial exhibition, Summer Celebration of New England Quilts.
- Eligible for NEQM reciprocal advertising to promote your guild's quilt show or other fundraising event*.
- Access to resources like the NEQM Guild Directory, Supporting Guild contact lists, and Teacher Directory to assist you in planning programs and sharing programs with other guilds*.

*These benefits are available to Guild Representative ONLY by request to giving@nequiltmuseum.org

Small Quilts to Be Sold at Billings "Guild Day"

The Billings Farm and Museum, Woodstock, is holding its annual quilt show June 27 to September 7. One Saturday a month, space will again be set aside for a Vermont guild to show and tell what that guild is all about. The Green Mountain Quilters Guild has been chosen to participate in the Billings "Guild Day" on Saturday, July 18, 2026, in a building behind the one holding the quilt show. The GMQG would like to involve as many guild members and other Vermont quilters in this event as possible.

The board has planned a number of activities for the space during the day, from 10 am to 5 pm. We will display membership information, quilts, and some how-to information. In addition, there will be space for some guild members to sell their patterns, products, books, and other items. Space is limited, so if you would like to vend, please contact President Soni Johnson (denisondej@gmail.com) soon. We are also recruiting demonstrations for the day. If you'd like to volunteer, please let Soni know.



As a fundraiser, the GMQG board would like to sell small quilts by members as representative of the work we all do. We hope to charge a nominal fee between \$10 and \$20 for each quilt. We invite you to include your creations in the sale. I'll be including the little landscape quilt at left that I made in a class last year. I hope you'll join me in contributing your small quilts in any style you'd like.

If you'd like to contribute, find a UFO or an orphan block around 12" square, quilt it, bind or face it, and add your name, town, and the year on the back with a Pigma pen. Please make sure there is a way to hang your quilt on a wall with a dowel, either through a sleeve or in two fabric triangles on the back. Let us know how much you'd like to charge. If you would like to contribute a small quilt, please let me know (mkotch731@gmail.com) and, if you can, bring it to the spring GMQG meeting. If you can't come to the meeting, I'll contact you to work something out. Please pin the following form to your contribution:

GMQG BILLINGS FARM MUSEUM SHOW SMALL QUILT SALE

Your name _____ Town _____

Quilt name _____

Quilt size _____

Suggested charge _____

Members Can Be Vendors – For Free!

Vendors can be YOU hoping to rid your shelves of kits you won't make, fabric you don't want to use, tools that duplicate others you have. I'm sure you'll find others that are happy to buy your goods.

Maybe you have made sewing items or other crafts to sell. We've seen some lovely handmade items by other members, so plan to bring some of your goods to sell.

Members vend for free, simply by contacting GMQG Corresponding Secretary Sandy Wilmot at sandy.wilmot@yahoo.com before the May meeting. Let Sandy know if you'd like a whole 3' x 8' table or a half, and we will have one waiting for you when you arrive. If you can spare a modest door prize to be given to an attendee, that would be great. See you there!

Sandy Wilmot, Corresponding Secretary



Show and Tell—Spring 2026

What a Winter we have had! Hopefully, the cold & snow kept everyone indoors staying warm and working on projects!

Please bring any items you want to share with the rest of us and enter them in Show & Tell. No matter what your quilting style or your skill level - all entries are welcome!




Categories for this year are:

- Bed Quilts - If you made a quilt to be put on a bed and slept under, this is the category for you.
- Lap Quilts/Throws - This is for quilts that hang out on the back of a chair (or the sofa) just waiting to be snuggled under while you take a break to read or sew or drink some tea.
- Baby/Kid Quilts - Quilts made especially for kids & babies.
- Wall Hangings/Display- Anything made to hang on a wall, sit on/cover a table, or to be displayed in some other fashion.
- Quilted Garments, Bags & Totes - For items that can be worn or used to carry stuff.

New prizes will be awarded this year!

Denisonde (Soni) Johnson, President





Sample Layout – 25 total blocks.
Finished 60" square

GMQG Raffle Block, May 2026

Robin Mascitti, GMQG Treasurer

Four-Patch Variable Star Block, 12 ½" unfinished, 12" finished

Fabric Colors

- Center square: a focus fabric/larger print in pink to pink/purple (rather than blue/purple).
- Star points half square triangle (HST): medium or dark blue.
- Background: pale green. Diagram 1.

Cutting for 1 Variable Star Block

From pale green background fabric

Cut [4] 3 ½" squares (corner squares)

Cut [4] 4 ¼" squares (HST)

From medium or dark blue star point fabric

Cut [4] 4 ¼" squares (HST)

From pink or pink/purple focus fabric

Cut [1] 6 ½" square (center)




Diagram 1. Variable Star Block

Assemble Half Square Triangles for Star Points: (make [8] for each block)

To make HST, draw a diagonal line (the cut line) from corner to corner on the wrong side of a pale green 4 ¼" square.

Layer this square on top of a blue 4 ¼" square, right sides together. Sew ¼" on both sides of the drawn line. Cut apart on the cut line. Press half the HSTs toward darker fabric and the other half toward lighter fabric. Trim square to 3 ½".

Sew the HSTs:

Sew [2] of the HSTs pressed in opposite directions (Diagram 2a) to form background fabric points units (Diagram 2b).




Diagram 2a.

Diagram 2b.

Assemble the Rows (see diagram 1):

Top and bottom rows:

Sew [1] 3 ½" pale green corner square to a HST unit with the background pointing to the 6 ½" center square. To that, sew another pale green square.

Middle row:

Sew [1] HST unit on each side of the 6 ½" center square with the background pointing to the center.

Press the first and third row to the right.

Press the middle row to the left.

Sew the [3] rows together according to the diagram.

2026 Quilting Events!



State of Maine Shop Hop, Shops across Maine invite you to Shop Hop.

April 1-30, 2026. [Maineshophop.com/home](https://maineshophop.com/home)

Maple Leaf Quilters "Yard Sale", Rutland County Parent Child Center, 14

Chaplin Ave. Rutland, VT, April 18, 2026, 10 -2.

Champlain Valley Quilt Guild, 37th Quilt Show, Essex Jct., VT, April 24-26, 2026

[2026 Quilt Show - CVQGV](#)

The Vermont Quilt Show, DoubleTree Expo Center, South Burlington, VT, June 18-20, 2026.

[Burlington, VT | AQuiltersDestination](#)

A Vermont Quilt Sampler, Billings Farm & Museum, Woodstock, VT. June 27 to September 7, 2026.

10 am to 5 pm daily. [Quilt Exhibition - Billings Farm and Museum, Woodstock, Vermont](#)

GMQG at Billings Farm Guild Day, Saturday, July 18, 2026.

Maine Quilts 2026. Augusta Civic Center, Augusta, ME. July 23-25, 2026. 9am to 5 pm Thursday &

Friday, 9am to 4pm Saturday. [Maine Quilts 2026 – Pine Tree Quilters Guild, Inc.](#)

Sew Many Quilt Shows, Listing of New England Quilt Shows & Fiber Arts Events 2026.

[Calendar | Sew Many Shows](#)

Bennington Quiltfest, Mount Anthony Union Middle School, Bennington, VT. September 19-20, 2026.

[Bennington Quiltfest - Quiet Valley Quilters](#)

All New England Shop Hop, Shops across New England invite you to Shop Hop. September 1 to October

31, 2026. [All New England Shop Hop | September 1 - October 31](#)



GMQG BOARD MEMBERS

President - Soni Johnson
Vice President - Mary Eastridge
Treasurer - Robin Mascitti
Recording Secretary - vacant
Corresponding Secretary and Facebook - Sandy Wilmot
Membership - Ginny Poplawski
Historian - Marianne Kotch
Newsletter and Guild Liaison - Tess Greaves
Webmaster - Sandy Wilmot
Website: greenmountainquiltersguild.com
Join us on FACEBOOK! https://www.facebook.com/groups/1678830182330328/
Contact any GMQG Board Member by email at: greenmountainquiltersguild@gmail.com

GMQG Treasurer's Report

GMQG Assets as of April 4, 2026

Checking			
Beginning Balance		Ending Balance	
5/1/2025	\$ 2,203.88	4/4/2026	\$ 500.00
Savings			
5/1/2025	\$ 82.14	4/4/2026	\$ 2,404.77
Certificate of Deposit			
5/1/2025	\$ 2,000.00	4/4/2026	\$ 3,044.26
Totals			
4/4/2026	\$4,286.02	\$5,949.03	\$1,663.01 (Gain)

FY 2026 through April 2026 (Actuals)	
Transactions	
Revenue	
\$1,220.00	Membership Dues
\$45.00	Guild Donations
\$455.00	Spring Auction
\$35.00	Fall Fat Quarter Raffle
\$130.00	Guest Fees
\$163.00	Book Sale
\$145.00	Pop Up Auction
\$455.00	Quilt Raffle
\$44.26	CD/Savings Income
\$2,692.26	Total Revenue
Expenses	
\$19.25	Newsletter postage
\$600.00	Hall Rental x2
\$150.00	N.E. Quilt Museum
\$250.00	Speaker Fee
\$10.00	Service fee on M&T savings
\$1,029.25	Total Expenses
\$1,663.01	Gain

FY 2026 Proposed Budget	
Income	Proposed
Membership (50@ \$20)	\$1,000.00
Guest fees	\$50.00
Spring Auction	\$400.00
FQ Raffle	\$50.00
Book Sale	\$50.00
Misc Revenue	\$25.00
CD/Savings Income	\$115.00
Total Income	\$1,690.00
Expenses	
Newsletter, postage	\$(40.00)
Speakers, mileage	\$(600.00)
NE Quilt Museum	\$(150.00)
Hall Rental	\$(600.00)
Website Host	\$(300.00)
Total Expenses	\$ (1,690.00)
Gain/Loss	----

Robin Mascitti, GMQG Treasurer

GMQG Website Statistics for the Past Year

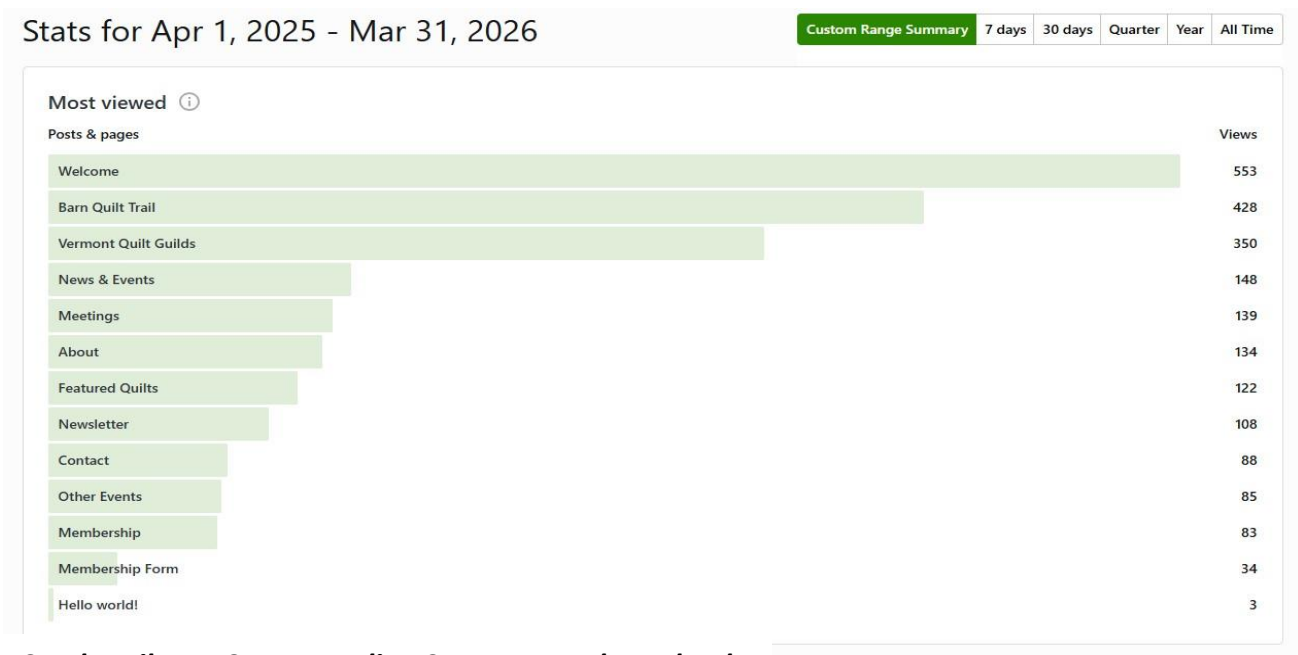
(April 1, 2025 - March 31, 2026)

Over the past year we have seen a 32% increase in the number of people visiting our website (1,100 visitors). We've also had a 24% increase in the different pages viewed during each visit (2,300 views). And it turns out that Sundays are the most popular day for our viewers to browse the website.



Our viewers find us mostly through search engines, especially Google search.

The 3 most popular pages visited on our website are our Welcome page, Barn Quilt Trails page, and Vermont Quilt Guilds (links to local guilds).



Sandy Wilmot, Corresponding Secretary and Facebook

Fun at Fall GMQG Meeting

My first state guild meeting in many years as a “civilian” (non-officer) member was inspiring and relaxing. It felt good to be “among my peeps” without worrying about keeping the agenda moving along and making sure everyone could hear. The hall of Our Lady of the Angels Church was full of friendly faces, everyone discussing techniques and fabrics. It was good to catch up with quilters I hadn’t seen in a while.

New president Soni Johnson did a great job of keeping the business to a minimum so that we could get to the very interesting morning talk by Jess Peck. What amazing work Jess does with teeny pieces! The first quilt she showed, a modern take on an 1816 sampler, was only surpassed by her second one, a gigantic, self-designed hexie quilt in solids. We were then impressed by her Manx quilt, with purple centers and various cheddar logs. It’s a gorgeous, heavy piece without batting that did not meet the AQS guidelines for its upcoming Connecticut show. Jess noted that she has made several smaller items in between the large ones she showed. Does she ever sleep??

Next on the agenda was the ever-popular show and tell session during which Sue Schoolcraft displayed a seemingly endless array of quilts she has been making for new residents of a Habitat for Humanity duplex in Randolph. My favorite was one showing single socks of all shapes and sizes. I’d like to work on one soon as it looks like a great way to use up scraps and maybe a few odd socks, too. The day’s winner of show and tell was Linda Ramrath’s colorful wall hanging incorporating pieces of leftover jewelry and lace. Black and white squares were offset by lots of tiny (1”), colorful squares.

After lunch, Linda shared her methods for redwork, using threads of many colors and Quilters Dream “request” batting. A handout is available by emailing greenmountainquiltersguild@gmail.com and will be a nice reference for any embroidery project.

The jam-packed day was capped off with drawings for door prizes, lovely raffle blocks (which I won), and the guild’s teal and navy disappearing nine patch quilt. Won by Jane Buskey, the queen-sized quilt will soon be given to the Upper Valley Haven homeless shelter. Our spring meeting, again in Randolph, will be held on **Saturday, May 9, 2026**. Hope to see you there!

Marianne Kotch, Guild Historian



Membership Report

Just a reminder - May 1 to April 30 is our membership year. Dues are \$20. You can mail them to me ahead of time (allowing up to a week for snail mail) or pay at the meeting. We will have forms available.

Ginny Poplawski, Membership Chair

Green Mountain Quilters Guild

2026- 2027 Membership Form

Annual Membership is May 1st through April 30th

Please pre-register if possible.

To register, send these 3 items to: Ginny Poplawski, 5 Jalbert Road, Barre, VT 05641

1) a check for **\$20** payable to **Green Mountain Quilters Guild**

2) this completed Membership Form and 3) a Self-Addressed Stamped Envelope

OR, you may bring your check and completed form to the next meeting.

PLEASE PRINT VERY CLEARLY - THANK YOU!

NAME _____ **DATE** _____

ADDRESS _____

PHONE _____ **NEWSLETTER BY EMAIL? Yes** _____ **No** _____

EMAIL ADDRESS _____

Are you a Long Arm quilter? Yes ___ No ___ Are you a quilt instructor? Yes ___ No ___

What do you teach? _____

To be completed by Membership Chair: New ___ Renewal ___ Check # _____ Cash _____



Green Mountain Quilters Guild
c/o Tess Greaves
54 Greaves Rd.
Hardwick, VT 05843