



Green Mountain Quilters Guild

“MOUNTAIN PIECERS”

Fall 2024 Newsletter



Welcome! to the Fall Meeting of the
Green Mountain Quilters Guild
Saturday, November 9, 2024

Doors open: 9 am; Meeting: 9:30 am

Our Lady of the Angels Catholic Church, 43 Hebard Hill Rd, Randolph, VT



President's Message: *Hello Fall*

Dear Quilting Friends,

Did you finish a few UnFinishedObjects this summer? Did you start a new quilt or two? Did you work on Christmas projects? Did you attend any quilt shows? I hope your summer was as productive and fun as mine. Now we are experiencing the first cool blasts of autumn which, perhaps, spur us on to more production.

Although I generally have a running list of at least a dozen quilts in the works, I managed to whittle the list down a bit this summer, offering me license to begin a few new things. I am trying to finish one UFO for every quilt I start, and I continue to peck away at my *Dear Jane*, quilting sections as I make them. At this rate, I may finish in 2027.

Did you manage to visit the Shelburne Museum to view Lorna McMaster's amazing felted wool portraits and landscapes? She raises the sheep, dyes the fibers, and “paints” beautiful pictures of bees, flowers in her garden, and more. The show is there until October 24.

I hope you got a chance to see the Billings Farm and Museum in Woodstock's *Vermont Quilt Sampler*. I was impressed with the range of talent from all around

the state on display, both in the fiber quilts and the barn quilts decorating buildings on the grounds. Perhaps you even participated in one of the six guild Saturdays for showing your art, selling raffle tickets, and demonstrating techniques. When you read this, the show will be over, but the museum plans another show in 2025. Watch their website and sign up for their newsletter as plans develop: <https://billingsfarm.org/quilt-exhibition-guidelines/>

There will be a few quilt shows around the region this fall to inspire you a bit further, as will our fall program on Saturday, November 9, 9:30 am to 3 pm, at Our Lady of the Angels church in Randolph. We'll have four interesting demonstrations to fill you with ideas, as well as vendors, show and tell, and general fellowship. Hope you can come (and that we don't have an early snowfall!).

That reminds me... I'd like to issue a **challenge** for the coming months. **How are you using the lovely Snowflake Bentley fabric** distributed by Marcus Fabrics and designed by the Smithsonian Institute? Please bring what you've made to show and tell at our spring meeting!

Hope to see you soon! Marianne



Green Mountain Quilters Guild

Fall Meeting Agenda

Saturday, November 9, 2024

8:00 am	Room Set up. Vendors and “yard salers” set up tables
9:00 am	Doors open; sign up for Show and Tell, enter door prize, fat quarter and raffle block drawings; browse Quilter’s Mini Yard Sale, visit vendors
9:30 am	Business meeting, Marianne Kotch presiding <ul style="list-style-type: none"> ◆ Announcements ◆ Recognition of members who have passed away ◆ Introduction of GMQG board members, guests, new guild members ◆ Recording Secretary’s report - Liz Achilles ◆ Treasurer’s report – Robin Mascitti ◆ Fund raising/raffle quilt—Soni Johnson/Robin Mascitti ◆ GMQG website update – Sandy Wilmot/Jan Sherman ◆ Nominating Committee for May, 2025 election ◆ Other business
10:15 am	Keynote: Marti DelNevo
10:30 am	Program: Demonstrations (25 minutes each and switch) <ol style="list-style-type: none"> 1. Temperature Quilts – Tess Greaves 2. Am I a Modern Quilter or a Traditional One? – Soni Johnson
11:30 am	Show & Tell – Soni Johnson
12:30 pm	Lunch and time to shop and enter raffles
1:15 pm	Program: Demonstrations (25 minutes each and switch) <ol style="list-style-type: none"> 1. Making a flannel rag quilt – Suzy Klinefelter 2. Tools, Tips & Techniques – Joanne Latrell
2:15 pm	Show and Tell awards, door prize, fat quarter and raffle block drawings
3:00 pm	Good bye and Clean Up



Remember to Bring:

- ◆ Nametag
- ◆ Refreshments to Share (please provide an ingredient list for those with allergies)
- ◆ Your Coffee and Lunch
- ◆ Show & Tell items
- ◆ Cash for shopping & FQ raffle tickets

To Do at the Meeting:

- ◆ **Check in** at Membership Table.
- ◆ **Sign in items** for **Show and Tell**
- ◆ Drop off **Raffle Block(s)**
- ◆ Drop off Refreshments
- ◆ **Shop** the Vendors
- ◆ **Shop** the Mini Yard Sale

Fall Program: Demonstrations

By popular demand, this year's fall GMQG program will again feature four demonstrations by members. Two will be presented in the morning and two in the afternoon, with both workshops repeating so that everyone can enjoy all four in the day. Here's what you can look forward to learning about:

- ◆ **Temperature Quilts** – The hottest thing among quilters when a new year starts! Tess Greaves will show her version of a temperature quilt and discuss various ways of creating them, including choosing colors and patterns to help you get ready for 2025 and, perhaps, keep working on them all year long.
- ◆ **Am I a Modern Quilter or a Traditional One?** – Soni Johnson, a member of several quilt guilds including one focused on modern quilts, will discuss what your “style” might be and how quilters’ views of those styles have changed over time.
- ◆ **Making a Flannel Rag Quilt** – Is this the year you’ll make all your loved ones rag quilts? They’re easy gifts that all ages find cozy. Veteran flannel rag quilt maker, Suzy Klinefelter, will break down the process for you.
- ◆ **Tools, Tips and Techniques** – Joanne Latrell often visits the hardware store to find useful quilting gadgets. She’ll show and tell her favorite collection of items and techniques from various sources that are useful to quilters.



Win a Bundle or Two of FQ's!

You just might win a bundle of fat quarters at the November 9th GMQG meeting, while supporting your local quilt shop and the guild! Here's how:

- ◆ Visit your local quilt shop and buy at least one fat quarter. Make sure to get a business card from the shop.
- ◆ Bring the fat quarter with the attached business card to add to the basket set aside for the raffle. You are also welcome to bring a FQ from your stash.
- ◆ Buy raffle tickets @ \$1 for one or \$5 for six chances.
- ◆ We will divide the fat quarters into two piles and two lucky winners will take one pile home! You'll be supporting the guild, win or lose.



Our Spring meeting will be Saturday, May 10, 2025 at Our Lady of the Angels Catholic Church, Randolph.

We welcome submissions from members and guilds for the newsletter. Deadline for the spring newsletter is April 1, 2025.



Quilters Yard Sale

This is your chance to clear out fabric, books, patterns or tools that have not been used. Bring your wares to sell at the fall meeting. You can reserve a full or half table, sell them at a specific price or by donation, and feel good that someone else is using those lovely quilting items.

To reserve your table, contact Sandy Wilmot, GMQG Corresponding Secretary, at sandy.wilmot@yahoo.com or (802) 488-4031. First come, first served.



Fall Meeting Show & Tell

Fall is here and it is time to be thinking about getting ready for winter and finishing up (or starting!) projects for Christmas! I'm planning on making some holiday decorations to give as gifts this year, so I've added a Christmas/Holiday category to show & tell. Every Christmas my mom still hangs up some ornaments that my sister and I made over 45 years ago!

Categories for show & tell this year include:

- ◆ Bed Quilts
- ◆ Lap Quilts/Throws
- ◆ Baby/Crib Quilts
- ◆ Wall Hangings & Table Runners
- ◆ Quilted Garments, Bags & Totes
- ◆ Christmas/Holiday Themed – especially tree decorations



Bring your creations to the November meeting and enter them in Show & Tell. No matter how big or small, simple or intricate, traditional or modern – all is welcome! Prizes will be awarded!

Soni Johnson, Vice President



2025 Nominations Imminent

At the fall Green Mountain Quilters Guild meeting, we will be recruiting two volunteers for a nominating committee to be headed by Vice President Soni Johnson. Offices up for election at the May, 2025, meeting will be President, Vice President, Recording Secretary, Corresponding Secretary, and Treasurer. If you'd like to volunteer for an office but are unable to attend the May meeting, please contact Marianne Kotch (moktch731@gmail.com) or Soni Johnson (denisondej@gmail.com).

The Executive Board of the guild usually meets in the late summer and early spring to plan upcoming guild meetings, discuss future activities and publicity, plan newsletter content, and develop fund raising opportunities. Chairs of committees appointed by the Board – currently Membership, Newsletter, Website and Facebook – are also included on the Board. If you're wondering what specific members of the Board do or how the Board operates, please join us at a Board meeting. We can create a Zoom component for those who don't or can't drive the distance to the meetings which have been held in the Barre-Montpelier area lately. We will announce the time and place for the early spring board meeting in February. If you're interested in attending, please contact Marianne.

Raffle Quilt Top Ready for Viewing



As mentioned in our last newsletter, the Green Mountain Quilters Guild board has been busy working on a quilt to be raffled off in 2025 to raise funds and to promote the guild's activities and programs.

This spring, the Board held a "cut-a-thon" using members' stash in order to create a queen-sized disappearing nine patch quilt. Blocks were assembled during the summer and Soni Johnson promises to have a completed top to show at the guild's fall meeting. We will recruit volunteers to sandwich, quilt, and bind the quilt in time for the spring, 2025, meeting when raffle tickets will become available.

During the summer of 2025, the quilt will move around the state and tickets will be sold in person and online. If there's a fun activity planned in your community, please contact the GMQG board with details (email greenmountainquiltersguild@gmail.com) so that guild representatives can be there with the quilt and raffle tickets. The grand drawing will be held at the fall, 2025 GMQG meeting.

Marianne Kotch, President



Website update

Our website continues to attract new visitors. In 2023, we had 281 visitors (1,019 pages viewed) and in 2024, we had 515 visitors (1,225 pages viewed). People find us through google, from our Facebook group, and this year also from the Billings Farm quilting event page. Here is the list of our web pages and the number of views this year:

Posts & pages ⓘ	Views
Welcome	350
Barn Quilt Trail	285
Meetings	86
News & Events	84
Featured Quilts	76
About	71
Vermont Quilt Guilds	70
Membership	52
Other Events	51
Newsletter	44



Disappearing Nine-Patch Raffle Block

The GMQG Fall Meeting quilt block raffle is the “Disappearing 9-Patch” block. The theme is Winter Wonderland — think trees and snow and holly berries and the like. The pattern makes a 13 inch finished star block. *Soni Johnson, Vice President*

Disappearing 9-Patch Quilt Block Instructions

Step 1: Make the 9-Patch

Arrange 5” squares as follows (see diagram 1)

1. single contrast square in the center—this should be a nice **holiday/holly berry red**
2. 4 light squares surrounding the center—think **sparkling /shimmering snow**
3. 4 dark squares in the outside corners—these could be lovely **greens and/or golds**




Diagram 1

Sew into rows, press each row toward the darker fabric. Sew the rows together. Press flat. Should measure 14 inches unfinished.

Step 2: Cut the 9-Patch

Cut in half in both directions as follows (see diagram 2)

1. Lay ruler on the seam line at 2 ¼ inches. Make the cut in the center of the block (cut 1).
2. Without moving the block, lay the ruler on the horizontal seam line at 2 ¼ inches. Make the cut in the center of the block (cut 2).

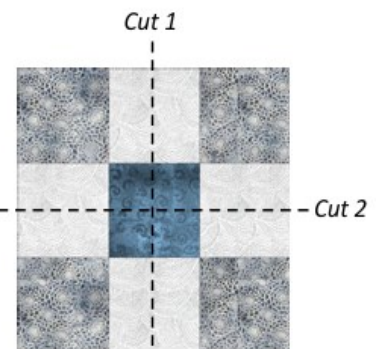


Diagram 2

The 4 unfinished sub blocks should measure 7 inches each.

Step 3: Rearrange the Sub Blocks

Turn as follows (see diagram 3):

1. Top right, 1 turn to the right.
2. Bottom right, 2 turns to the right.
3. Bottom left, 1 turn to the left.

Sew the sub blocks together in rows.

Sew rows together. Press.

Unfinished block measures 13.5 inches.

The 9 –Patch has disappeared!! (Diagram 4)




Diagram 3



Diagram 4

Refer to this Jordan’s Fabrics tutorial to see the step by step instructions. [Bing Videos](#)

If you have questions, contact Soni Johnson (denisondej@gmail.com or 802-522-8672).

A Guild Challenge for 2025



Marcus Fabrics recently issued a collection of *Bentley's Snowflakes* fabric, "inspired by the early photography of Wilson A. Bentley, taken in 1885, which captured the microscopic details and crystalline structures of actual snowflakes. In 1903 he shared these images with the Smithsonian; these were later added to the Smithsonian's archives."

The collection, in both navy blue and charcoal colorways, includes a panel of 8" snowflakes along with coordinating snowy fabrics. These images have special meaning in Vermont because Bentley was born and worked in Jericho, Vermont. According to *Wikipedia*, Bentley (1865-1931) "was the first known person to take detailed photographs of snowflakes and record their features. He perfected a process of catching flakes on black velvet in such a way that their images could be captured before they either melted or sublimated, and elaborated the theory that no two snowflakes are alike."

Bentley photographed over 5,000 snowflakes during his life, which was a remarkable feat because he used very elementary equipment. Many Vermont libraries own his first book published soon before his death, *Snow Crystals* (McGraw-Hill, 1931), as well as the Caldecott Award-winning picture biography *Snowflake Bentley*, by Jacqueline Briggs Martin and illustrated by Mary Azarian.

As president of the Green Mountain Quilters Guild, I feel it is fitting to issue a challenge to guild members in honor of this important Vermonter. See if you can create an original quilted item (quilt, wall hanging, potholder, table runner, tote bag, etc.) using some of the *Bentley's Snowflakes* fabric for show and tell at our May, 2025 meeting. I'm interested to see what you all come up with!

Marianne Kotch, President



Please Let Us Know:

- ◆ If you hear of a guild member who has passed away so that we can recognize him/her at a future meeting.
- ◆ If there's a topic you'd like to learn more about or a speaker you'd like to hear more from at a future meeting.
- ◆ If your guild is having a show or a special program that you'd like other quilters around the state to attend.
- ◆ If you'd like to serve in some capacity on the Board, either as an officer or a chair of a committee.
- ◆ If you have put a barn quilt up on your property so that we can include it in the running list of barn quilts around the state.
- ◆ Anything at all! The GMQG board is open to all ideas, questions, concerns, news! Send us an email at greenmountainquiltersguild@gmail.com, and we'll get right back to you.

GMQG TREASURER'S REPORT

Financial Summary: May 1, 2024 through October 1, 2024

Checking		Savings	
Ending Balance		Ending Balance	
9/30/2024	\$1,940.43	9/30/2024	\$2,112.10

Transactions

FY 2025 Through September, 2024			
Revenue		Expenses	
\$ 660.00	Membership dues	(\$300.00)	Venue Rental
\$ 25.00	Guild donations	(\$195.00)	Registration with Sec. of State
\$ 425.00	Auction	(270.93)	Website Fees
\$ 48.00	Book Sale		
\$ 40.00	Guest Fees		
\$1,198.00	Total Revenue	(\$765.93)	Total Expenses
\$ 432.07 Net Gain			

Robin Mascitti, Treasurer



GMQG BOARD MEMBERS

President - Marianne Kotch
Vice President - Soni Johnson
Treasurer - Robin Mascitti
Recording Secretary - Elizabeth Achilles
Corresponding Secretary and Facebook - Sandy Wilmot
Membership - Ginny Poplawski
Historian - vacant
Newsletter and Guild Liaison - Tess Greaves
Webmasters - Jan Sherman, Sandy Wilmot
Website: greenmountainquiltersguild.com
Join us on FACEBOOK! https://www.facebook.com/groups/1678830182330328/
Contact any GMQG Board Member by email at: greenmountainquiltersguild@gmail.com



Green Mountain Quilters Guild Spring Meeting 2024
May 11, 2024
Our Lady of the Angels Catholic Church, Randolph, Vermont
Business Meeting Minutes

President Marianne Kotch opened the business meeting at 9:30 am with announcements from the members. We held a moment of silence for members who had recently passed away, followed by the introduction of GMQG board members, new members, and visitors. In the absence of Recording Secretary Liz Achilles, we dispensed with approval of the minutes of the fall, 2023, meeting and Marianne volunteered to take notes.

Treasurer Robin Mascitti presented a report, including a proposed budget for 2024-25. She said we are in fine shape but need to continue fund raising in order to pay good speakers in the future. The board will create a quilt as a fund raiser during the summer. The top will be ready to show at the fall meeting and we hope someone in the guild will volunteer to quilt it. Tickets will be sold during 2025 at various guild meetings and shows around the state. *Nola Forbes moved and Linda Toohey seconded that the budget for 2024-25 as presented be approved. The motion carried.*

Webmasters Jan Sherman and Sandy Wilmot reported that the new GMQG **website** had 284 visitors since it went “live” this spring and 546 pages were viewed. The most popular page was the one offering information about barn quilts. Sandy also reported that the GMQG Facebook page has 110 members.

Marianne introduced the day’s main speaker, **Christine Maute**, a long time GMQG member who also belongs to the Northern Lights Quilt Guild. Chris showed a fine array of quilts she had made as the result of various local guild challenges and her own curiosity. Each quilt revealed Chris’ creativity, energy, and interest in experimentation with paints, hardware, stabilizers, buckram, and more. Everyone seemed inspired and most came to look at Chris’ work closeup during the break.

Soni Johnson organized the day’s **Show and Tell** session and said that she hoped to broaden the categories next time. During lunch, members shopped in the vendor area and placed bids on items in the Quilters Auction.

After lunch, Sherlock Terry of the **Billings Farm and Museum** talked about this summer’s *Vermont Quilt Sampler* exhibits and programs. The museum has over 70,000 visitors per year, and its 100+ antique quilts are currently being reviewed by quilt historian Gerald Roy. This year, the museum has commissioned 14 barn quilts for display on the farm buildings, and the annual quilt exhibit will include 56 juried pieces to be displayed all summer. There will be several “guild days” with demos, shows, and sales on select Saturdays. Sherlock also mentioned that the UVM’s Fleming Museum is planning a quilt display at the end of the summer.

Soni announced the winners of **Show and Tell** in various categories:

Baby or crib quilts

- 1st – Mary Eastridge
- 2nd – Jane Buskey

Lap quilts and throws

- 1st – Mary Eastridge
- 2nd – Debie Frohloff
- 3rd - Tess Greaves

Wall hangings and table runners

- 1st – Debie Frohloff
- 2nd – Sharon Shorey
- 3rd - Debie Frohloff

Bed quilts

- 1st – Elaine Foster
- 2nd (tie) – Barbara Frost
- 2nd (tie) – Liz Achilles
- 3rd – Elaine Foster

Garments and tote bags

- 1st – Jane Buskey
- 2nd – Chris Maute

Robin announced that the fat quarter auction netted the guild \$420, about what she had hoped for. She also mentioned that we had sold 48 books that were given to the guild for fundraising.

Raffle and auction winners were drawn, and the meeting was adjourned at 2:30 pm. The fall meeting will be held on **Saturday, November 9, 2024**, again at Our Lady of the Angels, Randolph.

Respectfully submitted,

Marianne Kotch, President, for Liz Achilles, Recording Secretary




Fall Exhibits at the [Fleming Museum of Art | The University of Vermont \(uvm.edu\)](https://www.uvm.edu/fleming)



Handstitched Worlds: The Cartography of Quilts
September 10 through December 6, 2024

About Place: Quilts from Vermont Museums
September 10 through December 6, 2024



Membership

If you did not renew your membership in the Spring of 2024, please complete the form and send checks to Ginny (see membership form). If you are not sure if you registered, please email the Guild at greenmountainquiltersguild@gmail.com I will get back to you. Hope to see you at the Fall meeting.

Ginny Poplawski, Membership Chair



Green Mountain Quilters Guild

2024- 2025 Membership Form

Annual Membership is May 1st through April 30th

Please pre-register if possible.

To register, send these 3 items to: Ginny Poplawski, 5 Jalbert Road, Barre, VT 05641

- 1) a check for **\$20** payable to **Green Mountain Quilters Guild**
 - 2) this completed Membership Form and 3) a Self-Addressed Stamped Envelope
- OR, you may bring your check and completed form to the next meeting.

PLEASE PRINT VERY CLEARLY - THANK YOU!

NAME _____ DATE _____

ADDRESS _____

PHONE _____ NEWSLETTER BY EMAIL? Yes _____ No _____

EMAIL ADDRESS _____

Are you a Long Arm quilter? Yes ___ No ___ Are you a quilt instructor? Yes ___ No ___

What do you teach? _____

To be completed by Membership Chair: New ___ Renewal ___ Check # _____ Cash _____



Green Mountain Quilters Guild
c/o Tess Greaves
54 Greaves Rd.
Hardwick, VT 05843